

1926-1938 UNION VALLEY ROAD

WEST MILFORD, NEW JERSEY

FOR LEASE

SHANE WIERKS
swierks@jefferyrealty.com
C: 908.581.7781
O: 908.668.9600

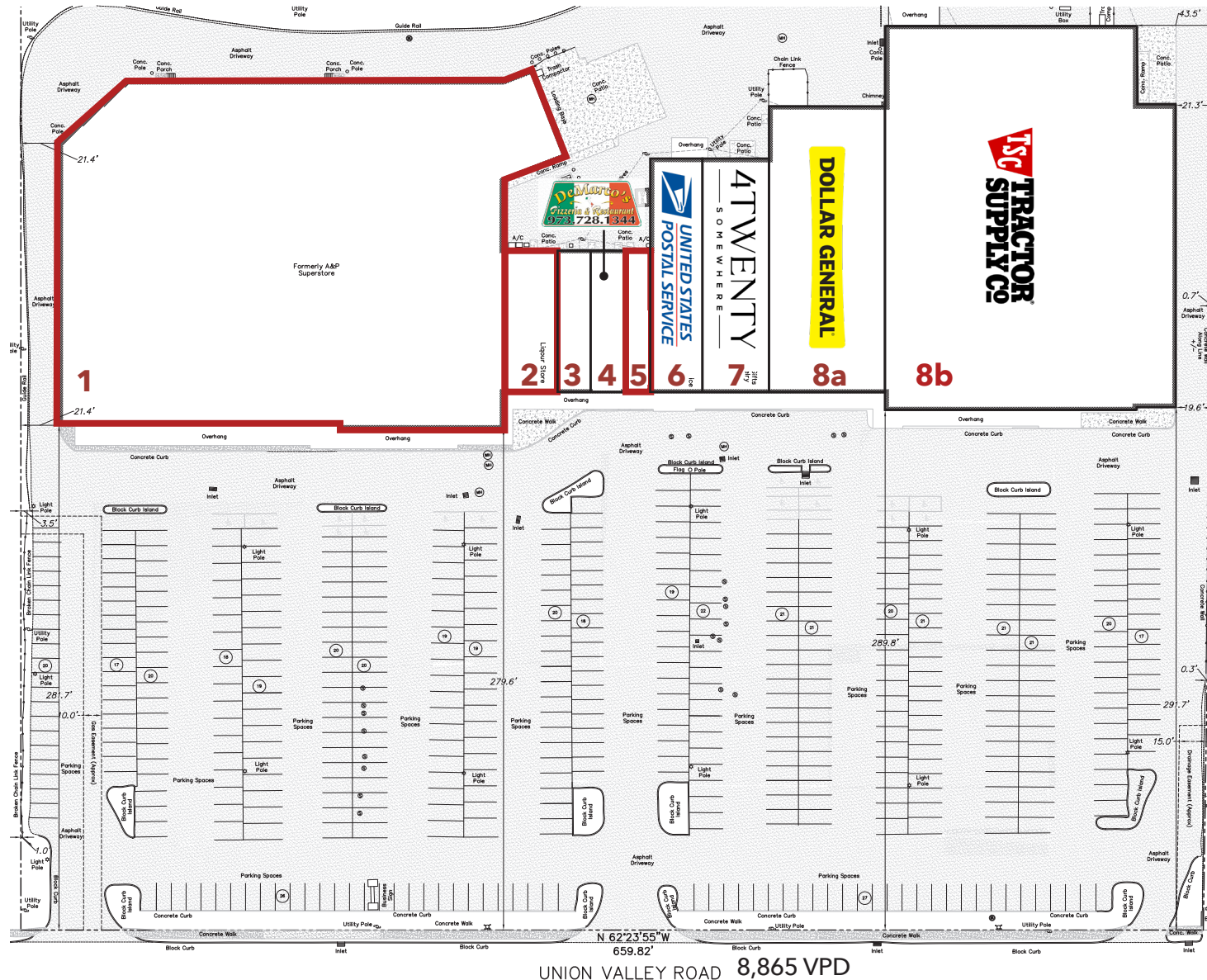


1926-1938 UNION VALLEY ROAD

WEST MILFORD, NEW JERSEY

SITE INFORMATION

FOR LEASE



1. 48,346 SF Available

2. 2,000 SF Available

3. Chinese Restaurant

4. DeMarco's Pizzeria

5. 1,040 SF Available

6. US Post Office

7. 4Twenty Somewhere

8a. Dollar General

8b. Tractor Supply Co

UNIT SIZE: 1,040, 2,000 & 48,346 SF

GLA: 105,000 SF

PARKING: 465 Spaces

ASKING: Call for Quote

NNN: RE Tax: \$3.70

CAM: \$1.20

INS: \$0.56

TOTAL: \$5.46



JEFFERY REALTY
Retail Specialist

52 Millburn Ave. • Springfield, NJ 07081 • T: 908.668.9600 • F: 908.662.5225 • www.JefferyRealty.com

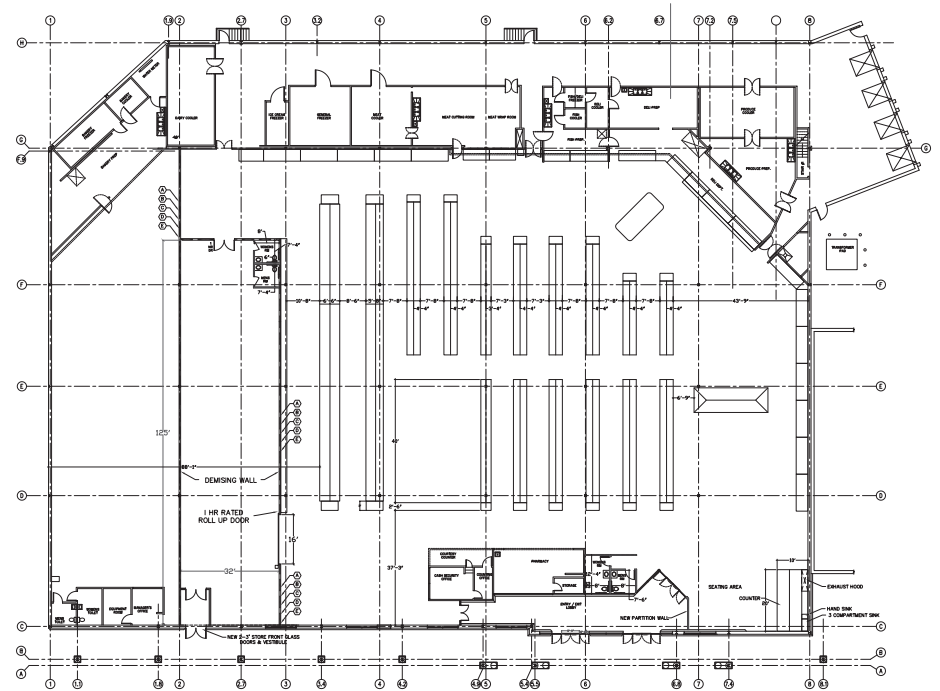
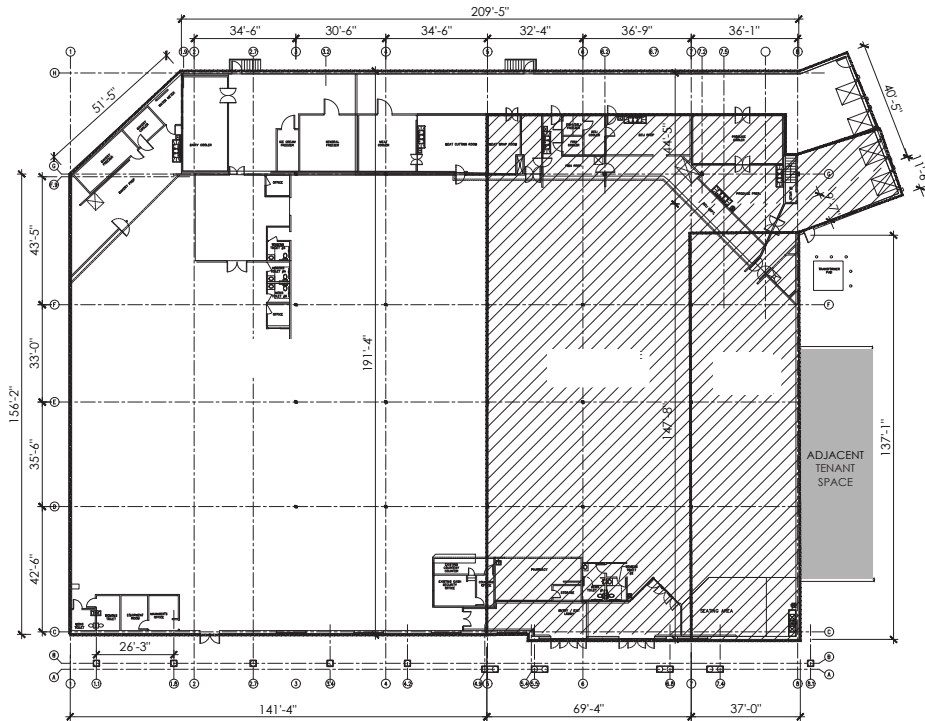
All information is from sources deemed reliable and is submitted subject to errors, omissions, change of price, terms, prior sales and withdrawals.



1926-1938 UNION VALLEY ROAD

WEST MILFORD, NEW JERSEY

FOR LEASE | SPACE 1



JEFFERY REALTY
Retail Specialist

52 Millburn Ave. • Springfield, NJ 07081 • T: 908.668.9600 • F: 908.662.5225 • www.JefferyRealty.com

All information is from sources deemed reliable and is submitted subject to errors, omissions, change of price, terms, prior sales and withdrawals.



1926-1938 UNION VALLEY ROAD

WEST MILFORD, NEW JERSEY

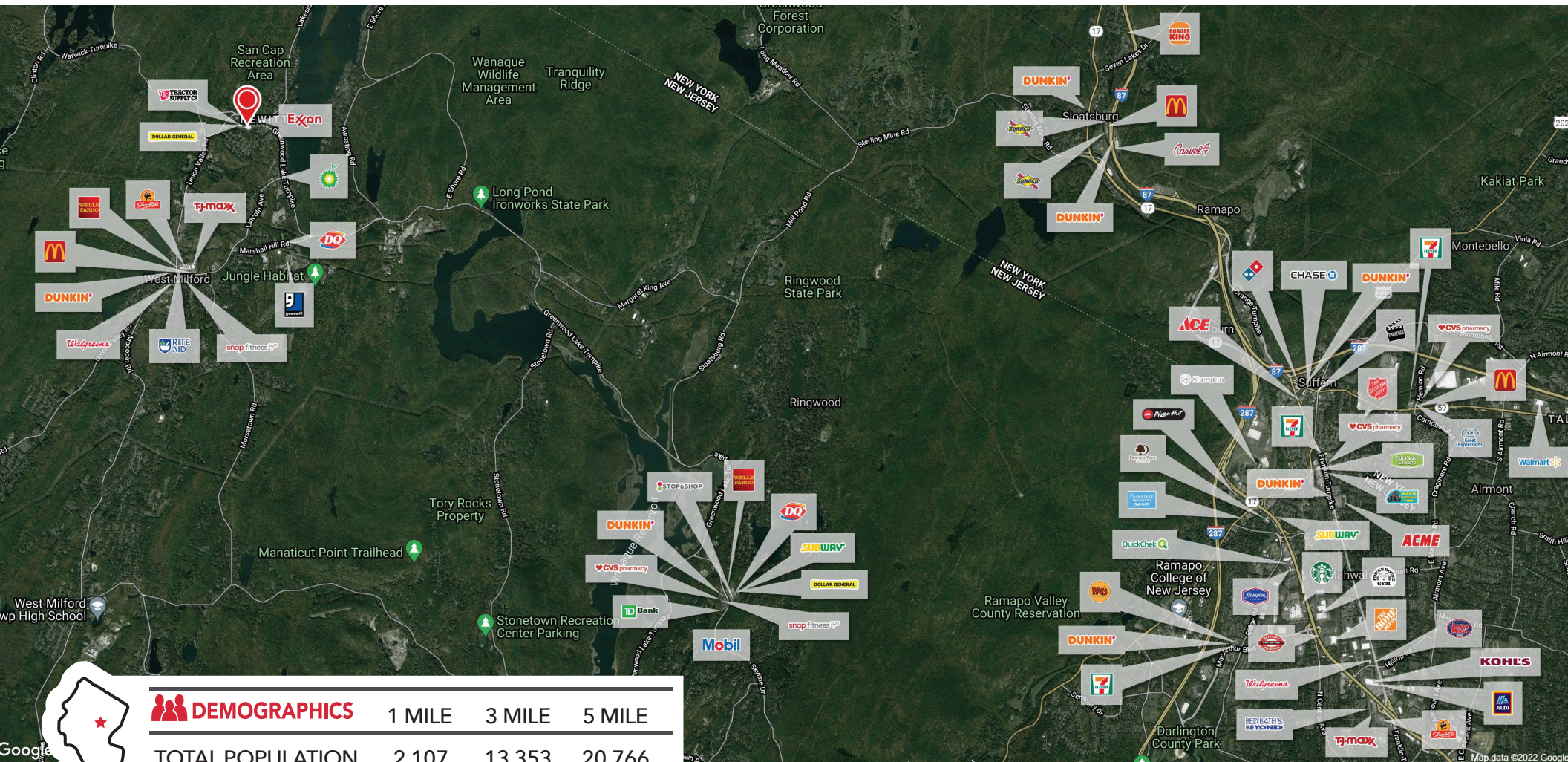
 **SITE PHOTOS**




1926-1938 UNION VALLEY ROAD

WEST MILFORD, NEW JERSEY

FOR LEASE



 DEMOGRAPHICS	1 MILE	3 MILE	5 MILE
TOTAL POPULATION	2,107	13,353	20,766
AVERAGE HHI	\$190,726	\$166,253	\$169,394
HOUSEHOLDS	853	5,510	8,240



JEFFERY REALTY
Retail Specialist

52 Millburn Ave. • Springfield, NJ 07081 • T: 908.668.9600 • F: 908.662.5225 • www.JefferyRealty.com

All information is from sources deemed reliable and is submitted subject to errors, omissions, change of price, terms, prior sales and withdrawals.

